




What is used to support the bridge structure



What is used to support the bridge structure



Bridge accessories are structure members subordinate to the main bridge structure, such as parapets, service ducts, and track slabs. Deadweight of accessory structures shall be considered in the design, ...



Through the use of tried-and-true bridge shapes, engineers can optimize a bridge design with cost in mind. The two most common design styles used are beam (stringer) and truss for pedestrian bridges.



Foundation is required to support the piers, bridge towers, and portal frames. Generally, piles and well foundations such as H-pile, bore piles, pipe piles, or precast concrete piles are adopted.



Piers- A pier is a raised structure in a body of water that supports a bridge. Water can pass through the open structure of a pier, preventing pressure from building up against it.



Piers and bents provide support for the superstructure at intermediate points along the bridge spans with a minimum obstruction to the flow of traffic or water (see Figure P.1.66).



Pier: A pier is a raised structure that sits in a body of water to support a bridge. The open structure of a pier allows water to pass through it, preventing pressure from building up against it.



Abutments are the end supports of a bridge that connect the structure to the ground or embankments. They resist horizontal forces and provide support for the deck and approach roads.



Explore bridge support essentials, including strength, stability, design principles, advanced technologies, and environmental impact in engineering.



Piers are vertical structures that support the bridge deck or bearings. They act as intermediate supports for the bridge spans, helping transmit the load from the deck down to the ...



A **bridge girder** is a large, horizontal structural member that serves as a primary support for the bridge deck—the surface that carries traffic. Essentially a very large beam, a girder is ...

Contact Us

For more information, pricing, or custom network solutions, please contact us:

Website: <https://www.hashherbcafe.co.za>

Email: hello@hashherbcafe.co.za

Phone: +27 63 814 7295

Address: 15 Galaxy Road, Linbro Business Park, Johannesburg, 2065, South Africa

This document is for informational purposes only. Specifications subject to change without notice.

