

# Thickness of iron plate in iron distribution box




## Overview

According to national standards, the wall thickness of the low-voltage distribution box should not be less than 1. This guide provides a complete overview of common steel plate thicknesses — from 1/4 inch steel plate to 12 inch steel plate — including typical grades, weight references, inch-millimeter conversions, and application examples for different industries. Below is a quick reference steel plate. Plastic Electrical Box, also known as a consumer control unit or electricity control unit. These Distribution Cabinets are to be outdoor type and to be fabricated out of 2 mm GI sheet steel. The body of the boxes shall have sufficient reinforcement with suitable size of channels keeping a provision for fixing angle conforming to general. The floor cabinet is made of 2.5mm thick cold-rolled steel plate. 8 lb/ft<sup>2</sup> (from table above) can be calculated as  $W = (40$ . For more information, visit [www](http://www).

## Thickness of iron plate in iron distribution box




Application Used as wiring boxes, junction and pull boxes Intended for indoor or outdoor use Protects against windblown dust, rain, sleet, external ice formation and dripping non-corrosive liquids



The doors are made of a plate with a thickness ranging from 1.5mm to 3mm, which is bended and welded. The outer door can be opened up to 110°, while the inner door can be opened up to 90°.



Any cast iron plate 35lb or lighter will be smaller. The diameters are only the same for 45lb and 100lb (when the particular model is even made ...




A lot shall consist of plates from the same heat, thickness, prior condition, and scheduled heat treatment and shall not exceed 15 tons [15 Mg] in weight .



If the thickness of concealed box plate is less than 3mm, a full length -- 40 × 4 galvanized flat steel shall be attached at the back of the left side of the box, and the two ends shall be 15cm longer than the box.



For temperature rise test, a distribution box with all assembly of Isolator / Porcelain cutouts shall be kept in an enclosure such that the temperature outside the box shall be maintained at 50 ° C.




Distribution box and switch box shall be made of iron plate or high-quality insulating material, and the thickness of iron plate shall be greater than 1.5mm The electrical equipment in the distribution box ...



32 amp Distribution Board includes cover, frame, base box, guide rail, neutral copper bar and earth copper bar. It has surface mounting type and flush mounting type.





Aluminium and aluminium alloys, malleable iron and forged steel, having required mechanical strength, corrosion resistance and machinability depending on the types of application for which accessories / ...



The site includes resources for common engineering tasks, such as calculating physical properties (e.g., density, viscosity, thermal conductivity), converting units, and designing systems like heating and ...



This guide provides a complete overview of common steel plate thicknesses — from 1/4 inch steel plate to 12 inch steel plate — including typical grades, weight references, inch-millimeter ...

	<p>32 amp Distribution Board includes cover, frame, base box, guide rail, neutral ...</p>
	<p>Earthing design for the electrical equipment shall be in compliance with CLP Power earthing standard. The designer or builder of the distribution substation should coordinate with Senior Planning and ...</p>

## Contact Us

For more information, pricing, or custom network solutions, please contact us:

Website: <https://www.hashherbcafe.co.za>

Email: [hello@hashherbcafe.co.za](mailto:hello@hashherbcafe.co.za)

Phone: +27 63 814 7295

Address: 15 Galaxy Road, Linbro Business Park, Johannesburg, 2065, South Africa

This document is for informational purposes only. Specifications subject to change without notice.

