

Swiss Industrial Switch Model Parameters



Swiss Industrial Switch Model Parameters



The core value of industrial switches lies in their three key technical characteristics—environmental adaptability, reliability, and scalability—which directly determine their ...



This device permits the use of pressure switches with bellows element with viscous / aggressive fluids and permits higher process temperatures. Switching lag will be present, when pressure changes ...



We just purchased a new Citizen / Cincom A20-VII swiss lathe & I'm looking into programming options. The machine has x, y, z, & c axes on the main and x, z, & c on the sub spindle.



SWISSTAC switches can be mechanically combined in many ways to form switch interlock systems and in fact in rows of up 20 switches. This means that complicated protection and relay interlocks are ...



The fast switches of the SR are controlled using a cascaded digital controller with an inner current loop and an outer voltage loop. The output voltage of the SR is measured and compared with a reference. ...


Length:14.5mm
 Small-end inner diameter:2.0mm
 Large-end inner diameter:3.5mm
 Outer diameter:5.2mm



I just aquired a job running a swiss machine at a local shop and was wondering if anybody could help me out on understanding the G and M codes for these machines or any other ...



The FTL31 is a reliable limit detection switch with a compact design and stainless steel housing; it is suitable for general industrial applications in all industries, such as OEM equipment where ...



Series 200 Pressure Switches is a SWITZER mainstream product range for switching upto 75 bar and includes models for vacuum, compound and millibar ranges and high overload protection. Precision ...




To set the parameter, turn this parameter ON. Otherwise, set to OFF. Quick tip: Set PWE to 0. Was this article helpful?



Series 200 Pressure Switches is a SWITZER mainstream product range for switching upto 75 bar and includes models for vacuum, compound and millibar ...




What Is an Overtravel Alarm? An overtravel alarm protects the machine from crashing the axis into a wall or itself. Never jog TOWARD the limit — you'll stay alarmed. Adjust only if you fully ...



AIR PURGE SYSTEMS Model 020 in GM Weatherproof Enclosure SWITZER Series 020 pressure switches are specially designed upto 4 bar for use in varied applications. Switzer's time very low ...



The switches have precision mechanisms of stainless steel and enclosures, sensing elements and switching modes can be combined to suit industrial processes. The document provides details on ...



The industrial switch configuration manual is a detailed guide that instructs users on how to correctly install, configure, and optimize industrial-grade switch equipment.

Contact Us

For more information, pricing, or custom network solutions, please contact us:

Website: <https://www.hashherbcafe.co.za>

Email: hello@hashherbcafe.co.za

Phone: +27 63 814 7295

Address: 15 Galaxy Road, Linbro Business Park, Johannesburg, 2065, South Africa

This document is for informational purposes only. Specifications subject to change without notice.

