






Standard Diagram for Network Rack Door Panel Thickness



Standard Diagram for Network Rack Door Panel Thickness

	<p>Rack widths are specified in the EIA 310D standard by the full front panel width that the rack can accommodate. Available widths include 19 inches (48.26 cm), 23 inches (58.42 cm), 24 inches ...</p>
	<p>It is designed to house the 19-inch standard or non-standard network equipment as well as network accessories. Lockable front door and side panels helps prevent damage, tampering or theft.</p>
	<p>If the rack or cabinet has doors, the doors must be fully perforated so that there is proper front-to-back airflow to maintain the required drawer ambient inlet temperature between 10 °C and 40 °C (50 °F ...</p>
	<p>Removable top and side panels by construction and design. Hubbell's network cabinets combine a static load rating of up to 2,000 pounds with full welded steel construction. The enclosures provide a solid ...</p>
	<p>Enclosure frame with door(s), mounting panel, gland plates, rear panel and roof, 2 support strips mounted in the enclosure depth (only with a depth of 24" [600 mm]).</p>



This specification standardizes several important features of 19" racks, such as the Rack Unit (RU or U), vertical hole spacing, horizontal hole spacing, rack opening, and front panel width.



All Cabinets/Rack are to have a 24 port standard RJ45 patch panel installed with 12 ports cabled back to the Horizontal cable cabinet on a iPatch panel (Designer to ensure enough ports are ...



The SR48UBDPWD is a DEEP and WIDE version of our standard 48U SmartRack. This enclosure is 1143mm deep (45") compared to the standard 1050mm deep (42"). This extra depth allows for high ...



The heights of Network Racks are measured in what is known as "Rack Units" (1.75 inches, or 44.45mm). This means that typically when you are shopping for network rack you will see the Rack ...



By following these steps and creating a rack elevation diagram, you can effectively manage and maintain your network equipment, reduce downtime, and improve troubleshooting efficiency.



Plan your network rack with the simple rack diagram tool from PATCHBOX. No registration required & for free!



The document contains detailed specifications and drawings for the NRS1-42U Server Networking Rack, including dimensions, load capacities, and material information.



Our recommendations for a panel design that is based on our years of experience of packaging our components and third-party devices are covered in this publication.

Contact Us

For more information, pricing, or custom network solutions, please contact us:

Website: <https://www.hashherbcafe.co.za>

Email: hello@hashherbcafe.co.za

Phone: +27 63 814 7295

Address: 15 Galaxy Road, Linbro Business Park, Johannesburg, 2065, South Africa

This document is for informational purposes only. Specifications subject to change without notice.

