







Psftp distribution box




Psftp distribution box

	<p>PSFTP, included with PuTTY on Windows 11, provides an interactive SFTP shell for uploading and downloading files from remote systems. PSFTP connects to the server's SFTP subsystem over an ...</p>
	<p>PSFTP allows you to run an interactive file transfer session, much like the Windows ftp program. You can list the contents of directories, browse around the file system, issue multiple get and put ...</p>
	<p>In this tutorial we'll show you how to transfer files from your local computer to your hosting account and vice versa through SSH (Secure Shell) using PuTTY. PuTTY is an application with which Windows ...</p>
	<p>Notes: in order to transfer files to system locations (Program Files, C:, System32) you need to run PSFTP.exe as an administrator (Windows vista and later) Written by Scott Whitney</p>
	<p>By default, PSFTP will filter control characters from the standard error channel from the server, to prevent remote processes sending confusing escape sequences.</p>



psftp is an interactive text-based client for the SSH-based SFTP (secure file transfer) protocol.



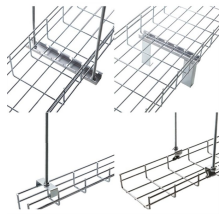
The following shows how to transfer files between your local computers and the linux server using secured FTP called PSFTP (a variant of FTP), which can be downloaded for free along with Putty ...



What Is Psftp?Download PsftpPsftp CommandsPublic Key Authentication with PsftpDifference Between Psftp and PscpPSFTP comes as part of the PuTTY suite when downloaded. Users can download PuTTY or independent components of PuTTY from here. Below are three ways to open PSFTP: 1. Click on the Windows Start button and go to "All Programs." From the list of program, Click on PuTTY and then PSFTP. 2. The second option is to enter the following path in the address ...See more on puttygen Missing: distribution boxMust include: distribution box
p>.news_dt{color:#767676}simplified.guide



How to use hfs tool to upload files 1. First, the hfs version I used is as follows: 2. We can find the operation of uploading files from the help document of hfs: The official file is not step by step. The ...



PSFTP is the Secure File Transfer Protocol (SFTP) client of PuTTY. Download PSFTP (psftp.exe) file and learn how to use PSFTP to transfer files securely. Also, read the list of PSFTP Commands to ...

Contact Us

For more information, pricing, or custom network solutions, please contact us:

Website: <https://www.hashherbcafe.co.za>

Email: hello@hashherbcafe.co.za

Phone: +27 63 814 7295

Address: 15 Galaxy Road, Linbro Business Park, Johannesburg, 2065, South Africa

This document is for informational purposes only. Specifications subject to change without notice.

