


Measurement of the inner diameter of ceramic ferrule



Overview

Pin Gauge are used for the measuring and inspection of ferrule and sleeves inner diameters while Ring Gauge are used for the measuring and inspection of the ferrule and sleeve outer diameters. All of our part numbers are made up of the three a, b, c dimensions. T&S has launched a newly engineered 800G optical transceiver featuring an MMC optical interface, designed to meet the evolving demands of high-performance data centers and next-generation network. Finished crimp diameter should match diameter listed within +/- 0. NOTE 1: "x". Under the saying 'to measure is to know', we will show you step by step how to determine the correct cap size. Available in PF, UF, and RF series to accommodate various stud sizes and welding applications.

Measurement of the inner diameter of ceramic ferrule



Each series includes detailed dimensional specifications with outer diameter (d2), inner diameter (d4), height (h), and other critical measurements to ensure proper fit and function. Select the appropriate ...




In this video we will show you how to measure a Ferrule. Follow along in our step by step measuring guide as we demonstrate how to obtain the critical dimensions of a Ferrule.



The ferrules have a precise hair-thin Inner Diameter (ID) for aligning the optical fiber with various ODs. The ferrule's ID is polished to a diameter of 0.001mm or larger than the OD of the optical fiber.



Pin Gauge are used for the measuring and inspection of ferrule and sleeves inner diameters while Ring Gauge are used for the measuring and inspection of the ferrule and sleeve outer diameters.



Length:29mm
Small-end inner diameter:3.0mm
Large-end inner diameter:4.0mm

This document provides specifications for sanitary fittings including ferrule welds, blind ferrules, and materials. It lists the sizes from 1" to 4" diameter and provides the dimensions for the outside ...




This video features our fully automatic inner diameter inspection equipment, highlighting its precise, high-speed measurement process. Ensuring accurate, efficient quality control, it supports the ...



On the correct size crimp chart, find the average diameter of the fitting in the left column and the hose wall across the top; the intersection is the crimp diameter.



Under the saying "to measure is to know", we will show you step by step how to determine the correct cap size. Preferably always measure the tube or the furniture legs and not the cap or ferrule itself. ...



Step by step measuring instructions for ferrules. Follow along with our video guides and diagrams.



Determine the ferrule specifications for each type of standard ferrule: Flat, Heavy Duty, Thru Deck, Collar, Pitch Diameter/Partial Thread or Angle Combo

Contact Us

For more information, pricing, or custom network solutions, please contact us:

Website: <https://www.hashherbcafe.co.za>

Email: hello@hashherbcafe.co.za

Phone: +27 63 814 7295

Address: 15 Galaxy Road, Linbro Business Park, Johannesburg, 2065, South Africa

This document is for informational purposes only. Specifications subject to change without notice.

