

## Maximum span of external network cable trays




### Overview

The NEC requires that cable trays must be supported by members at an interval specified by the cable tray manufacturer, but not more than 5 feet for horizontal runs to support the weight of the cables and other loads. The NEC has a requirement for ladder-type cable trays. A rung spacing of 6 to 9 inches (150 to 230 mm) is preferable when the cable tray is used for instrumentation and control applications that require. Ladder cable trays are designed for heavy cable loads, long support spans, and maximum heat dissipation. Standard Widths: Side Rail Heights: Standard Lengths: Rung Spacing Options: Material Thickness: . us-trations without notice. The Ladder Tray features light, rugged, tubular steel construction.

## Maximum span of external network cable trays



Commonly called the Load Class, this defines the load-carrying capability of the tray for a specific support span distance. The design and cost of the cable tray is greatly affected by this designation.



Our wind certification report provides you with list of acceptable B-Line series cable tray supports, fittings and covers based off of the environmental conditions, cable loading, and type of cable tray in your ...



Cable tray length is selected based on the load to be supported, the distance between the supports (also referred to as the span), and handling and installation constraints.




Typically, cable trays can span anywhere from 6 to 24 feet without additional support. Several factors influence the maximum span length of a cable tray: 1. Cable Weight. Heavier cables ...



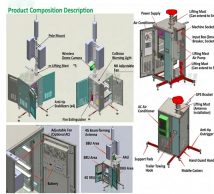
Explore standard sizes by tray type, understand width and depth limits, and see how to calculate and choose compliant cable tray sizes for real projects.



The cable management system's electromagnetic performance characterises its ability to protect its cables from external electromagnetic disturbance; if this is controlled, the data carried by the cables ...



Under the current CSA standard clauses 4.3 and 6.1.3, it is now possible to vary the maximum design load for tray as a function of its support span. This allows for heavier tray loading if the support span ...



Maximum support span of 3 meters providing for normal applications, CLASS D- \_ used where long support span of 6 meters and long runs will provide heavy duty ...



The NEMA 1 through NEMA 4 classifications denote increasingly heavy-duty systems, primarily differentiated by the height and strength of the side rail, which determines the maximum ...



To obtain mid-span deflection, multiply a load by the deflection multiplier. Cable tray must be supported on spans shorter than or equal to the length of the cable tray being installed.



Explore standard sizes by tray type, understand width and depth limits, and see how to calculate and choose compliant cable tray sizes for real projects.



Explore the essential cable tray support spacing requirements for safe and efficient installations. Learn NEC guidelines for perforated, ladder, and wire mesh trays.

## Contact Us

For more information, pricing, or custom network solutions, please contact us:

Website: <https://www.hashherbcafe.co.za>

Email: [hello@hashherbcafe.co.za](mailto:hello@hashherbcafe.co.za)

Phone: +27 63 814 7295

Address: 15 Galaxy Road, Linbro Business Park, Johannesburg, 2065, South Africa

This document is for informational purposes only. Specifications subject to change without notice.

