

Light sensor module malfunction



Overview

This could be due to a malfunctioning sensor, a blown fuse, or a wiring problem. Begin troubleshooting by inspecting the fuse related to the lighting system and replacing it if necessary. If the fuse is intact, test the sensor using a multimeter to ensure it is sending signals. When a motion sensor light stops working, it usually indicates a minor setting conflict or a simple power interruption rather than a total hardware failure. This guide will help you diagnose common issues and provide. Light sensor (photoresistor): Detects ambient light levels to determine when it's dark enough to activate the light. This enables dusk-to-dawn operation. However, like any electronic component, sensors degrade over time or can fail. However, in long-term use, due to the influence of environment and aging parts, the lamps and lanterns may have malfunctioning sensing and not lighting up, etc. In this paper, we will look at PIR solar lamps from the perspective of the human body.

Light sensor module malfunction



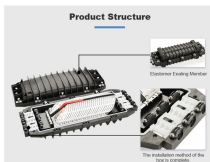
Sensors may fail to detect ambient light levels accurately, resulting in erratic lighting adjustments. The solution is to clean the sensor with a soft cloth and ensure it is properly aligned.




In this comprehensive troubleshooting guide, we'll walk through 10 of the most common problems with solar motion sensor lights, explain exactly why they happen, and give you step-by ...



When your outdoor or indoor motion sensor light stops working, it can compromise security, convenience, and energy efficiency. Understanding the root causes and implementing systematic ...



Conclusion: Mastering Light Sensor Replacement
Replacing light sensors is more than a simple swap. It demands a thorough understanding of sensor types, system compatibility, environmental factors, and ...



As we mentioned earlier, motion sensor lights usually have issues in one of four different factors. The below four actions should be enough to discover and correct the problem.



A faulty LED driver can manifest as the light not turning on, flickering, or operating inconsistently, even if the sensor is functioning correctly. Similarly, the integrated LED module or bulb ...




Common issues include lights that stay on continuously, fail to activate, or flicker randomly. This guide will help you with how to fix a motion sensor light, saving you time and ...



Safely troubleshoot your motion sensor light with this comprehensive guide. Fix common issues, adjust settings, and diagnose electrical failures.



This guide focuses on fixing PIR sensor solar lights, starting with their working principle and five core components.



How to repair motion sensor light is a practical task that can greatly enhance the security and efficiency of your home. Most common issues can be resolved effectively by carefully following ...

Contact Us

For more information, pricing, or custom network solutions, please contact us:

Website: <https://www.hashherbcafe.co.za>

Email: hello@hashherbcafe.co.za

Phone: +27 63 814 7295

Address: 15 Galaxy Road, Linbro Business Park, Johannesburg, 2065, South Africa

This document is for informational purposes only. Specifications subject to change without notice.

