

Level 3 Acceptance Testing of Relay Protection



Level 3 Acceptance Testing of Relay Protection



This document outlines procedures for site acceptance testing of protective relays to ensure they are installed correctly and functioning as designed.



Components of relays, sub-assemblies, relay units, complete relays, relay schemes are tested before despatching. These tests include checking number of turns in coils, to measure parameters, ...



This article delves into the comprehensive process of performing relay system acceptance testing, a vital step in ensuring the robustness, reliability, and safety of power networks.



For newly installed equipment, it is important for NETA Certified Technicians to critically verify that all aspects of the equipment work as intended to ensure proper and reliable operation of ...




1. Introduction Why do we use protective relays? Relays are frequently found device in high voltage or medium voltage power system. Their main duty is to isolate a faulty section within few cycles but by ...



Protection relay testing and commissioning are critical steps in ensuring the reliability and safety of power systems. Properly tested relays protect equipment, maintain stability, and enhance the safety ...




The purpose of this Standard Work Practice (SWP) is to standardise and describe the method for testing of Ergon Energy protection relays for commissioning purposes.




7.5mm Radius

The complete handbook combines basic electrical fundamentals, detailed descriptions of protective elements, and generic test plans with examples of real-world applications, enabling you to confidently ...



Length:17.1mm
Small-end inner diameter:1.2mm
Large-end inner diameter:3.5mm
Outer diameter:5.5mm

These tests are done to show that protection relays are free from defects during manufacturing process. Testing will be done at several stages during manufacture, to make sure problems are discovered at ...



A comprehensive testing program should simulate fault and normal operating conditions of the relay. Acceptance testing, commissioning, and startup will include control power tests, current transformer ...



Explore the step-by-step LT protection relay testing procedure, including preparation, test setup, functional tests, & safety considerations, to assure dependable low-tension system ...

Contact Us

For more information, pricing, or custom network solutions, please contact us:

Website: <https://www.hashherbcafe.co.za>

Email: hello@hashherbcafe.co.za

Phone: +27 63 814 7295

Address: 15 Galaxy Road, Linbro Business Park, Johannesburg, 2065, South Africa

This document is for informational purposes only. Specifications subject to change without notice.

