

Installation Requirements for Arc Isolation Plates in Distribution Boxes





Overview

This manual is for electronic distribution only and is designed to provide you with the most current information on the Los Angeles Department of Water and Power's (Department) service equipment and installation requirements. When considering safety and design flexibility during the planning stage, Rittal's Power Isolation Enclosure solutions provide the capability to isolate high and low voltage equipment within the confines of their respective enclosure, assisting in compliance with NFPA 70E workplace safety. The purpose of this document is to provide additional supporting technical information and reference information that is related to our Allen Bradley Bulletin 1500/1900 ArcShield Medium Voltage Motor Controllers (MV MCC) arc-resistant controller products and the installing and configuring the arc. providing the fastest detection and tripping possible. ZCEBOX shares 2 core. At the time of publication, there are two basic standards which establish requirements for arc flash hazards. The first is NFPA 70E, Standard for Electrical Safety in the Workplace NFPA 70E, The National Fire Protection Association, 2021 Edition. *, which defines the basic practices to be followed. Sections 1926. These sections apply to installations, both temporary and

permanent, used on the jobsite; but these sections do not apply.

Installation Requirements for Arc Isolation Plates in Distribution Bo

	<p>While many solutions exist to address arc-flash hazards in power distribution equipment, relatively few are able to reduce the likelihood that an arcing fault w</p>
	<p>Installation Safety Plenum Discharge, Extension, and Elbow Support (Vertical and Lateral) Description and Applications Clear Space Restrictions Plenum Exit Left with Extensions to External Area (Top View) ArcShield Lineup (Left hand Exhaust) Ceiling and Wall Requirements Moisture and Condensation Factors Exterior Plenum Termination Considerations Field Modification Services Top Cable Space Room Layouts Installation Considerations Commissioning Checks Before Energization Low Voltage Control and communications wiring considerations Floor and roof cut-outs See Location of Removable Gland Plates on ArcShield MVMCC Structures on page 23 for typical location of gland plates. These must be in ArcShield Installation Checklist Safe Area See Pressure Relief Plate on page 31. Additional Resources Rockwell Automation Support Only qualified electrical personnel with training and experience on medium or high-voltage equipment should be permitted to work on arc-resistant control products, their proper installation requirements and proper access techniques for maintenance. Always review the products installation and operating instructions. A thorough understanding of these... See more on literature.rockwellautomation SEL</p>



WAC 296-46B-300 General requirements for wiring methods and materials. 31
 005 Underground installations.


 31



This manual is for electronic distribution only and is designed to provide you with the most current information on the Los Angeles Department of Water and Power's (Department) service equipment ...



Sections 1926.402 through 1926.408 contain installation safety requirements for electrical equipment and installations used to provide electric power and light at the jobsite.



At the time of publication, there are two basic standards which establish requirements for arc flash hazards.



Recent technological advances have made arc-flash detection relays economically viable for installation in various types of industrial panels used in both low- and medium-voltage distribution centers.



In 2014, OSHA published the Electric Power Generation, Transmission, and Distribution and Electrical Equipment Final Rule that requires employers to do the following to protect workers from flames and ...



Only qualified electrical personnel with training and experience on medium or high-voltage equipment should be permitted to work on arc-resistant control products, their proper installation requirements ...



In high-low voltage mixed installation scenarios (e.g., industrial control cabinets, building power distribution systems), arranging high-voltage lines ($\geq 380V$) and low-voltage lines ($\leq 24V$) in the ...



Build your ideal Power Isolation Enclosure System in 3 easy steps. This tool will allow you to build out a solution based on your requirements and will provide all parts required such as plinths, interconnect ...

Contact Us

For more information, pricing, or custom network solutions, please contact us:

Website: <https://www.hashherbcafe.co.za>

Email: hello@hashherbcafe.co.za

Phone: +27 63 814 7295

Address: 15 Galaxy Road, Linbro Business Park, Johannesburg, 2065, South Africa

This document is for informational purposes only. Specifications subject to change without notice.

