

Huawei Fiber Optic Switch IP



Overview

By default, the IP address 192. 0 is configured on the management interface of the S1720X and S1720X-E. To manage a switch, you need to use. Configuring an IP address on a Huawei switch isn't just a technical checkbox—it's the foundation of a reliable, responsive network. This article covers two parts: 1. They can function as core, aggregation, and access devices on campus networks and connect to upstream and downstream devices. An active optical cable (AOC) is a fixed-length optical fiber with optical modules at both ends. Table 10-3 lists the models and attributes of.

Huawei Fiber Optic Switch IP



SNS3664: Run the ipaddrset command to configure the IP address, mask, and gateway. The following is a configuration example. Modify the configuration as required. Correct date and time ...



Use a single-mode fiber jumper for a single-mode optical module. Determine the optical connector type based on the interface type. Ensure that the optical connector at each end of a fiber jumper is the ...



An all-optical Ethernet switch provides both optical uplink and downlink ports, and uses optical fibers that feature high transmission speed, large bandwidth, and strong anti-interference ...




The ip address command configures IP addresses for interfaces on the switch so that the switch can communicate with different network segments. To connect an interface to multiple network ...




If the optical port has an optical module installed and the electrical port has an Ethernet cable connected, the optical port is used for data switching after the switch restarts. You can configure a ...



Properly configured Huawei switches act as traffic directors, ensuring data flows efficiently between segments. For instance, assigning a unique IP to a VLAN interface lets you ...




Based on Huawei's Versatile Routing Platform (VRP), CloudEngine S5736-S supports enhanced Layer 3 features, simplified Operations and Maintenance (O& M), flexible Ethernet networking, and mature ...



This document describes the management interfaces supported by switches and how to configure management IP addresses for switches.



S3700& S5700& S6700 Series: Access product manuals, HedEx documents, product images and visio stencils.



After the configuration is completed, their interfaces have IP addresses and can communicate with each other. User1 in VLAN10 and User2 in VLAN20 can access each other.

Contact Us

For more information, pricing, or custom network solutions, please contact us:

Website: <https://www.hashherbcafe.co.za>

Email: hello@hashherbcafe.co.za

Phone: +27 63 814 7295

Address: 15 Galaxy Road, Linbro Business Park, Johannesburg, 2065, South Africa

This document is for informational purposes only. Specifications subject to change without notice.

