

How to open the cabinet door of the electrical distribution box



Overview

Once the power is off, here's how to open the box: Locate the access panel: This is usually a hinged door or a removable cover on the front of the box. Knowing the correct way to access this crucial part of your electrical system ensures safety and efficiency in addressing potential problems. With the right tools and precautions, you can. Also, there are many factors to consider when handling your breaker box. So, before we dive into the discussion, here's a list of tools that you must have. Personal Protective Equipment Step 1. This metal enclosure houses extremely high-voltage components that remain energized even when the main breaker is off, posing a severe risk of electrocution or arc flash. Yes, with the right precautions, most homeowners can safely open their circuit breaker box to perform basic tasks like resetting a tripped breaker or identifying the cause of a power outage. Managing your breaker box involves many different considerations as well.

How to open the cabinet door of the electrical distribution box



Do You Know How Do I Open My Breaker Box□
You've come to ...



It's essential to know how to open this box safely, especially during instances of power outages or when you need to reset a tripped breaker. This guide will walk you through the necessary ...



An electric panel has a hinged to cover door with a latch that is meant to be opened by the consumer - typically there's a finger opening in the latch that slides to one side to pull the door open.



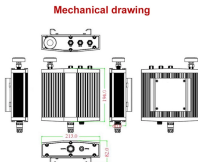
So, to open a locked breaker box, you'll need some extra force to help you unbolt the screws holding the cover in place. This is where the electric drill does the work. However, in some ...




Proper opening of house main electrical panel. Undo latch, pull out at the bottom, press down then open.



In this guide, we'll provide step-by-step instructions on how to safely open a circuit breaker box, along with important safety tips to keep in mind. We'll also discuss common mistakes to ...



A comprehensive guide on safely opening a circuit breaker box, emphasizing safety protocols, PPE, and procedures for minimizing electrical hazards.



Do You Know How Do I Open My Breaker Box? You've come to the right place, this complete guide will tell you everything.




Yes, with the right precautions, most homeowners can safely open their circuit breaker box to perform basic tasks like resetting a tripped breaker or identifying the cause of a power outage. ...



Once you are ready to tackle the task, follow a straightforward process to open your circuit breaker box properly. Magnify Electric is here to guide you through each step, ensuring that ...



Once you are ready to tackle the task, follow a straightforward process to open your circuit breaker box properly. Magnify Electric is here to ...



A detailed, safety-first guide on the strict preparation, specialized tools, and precise steps required to safely access an energized electrical panel cover.



What You Will Need
Important Notice
Steps to Opening A Breaker Box
Conclusion
There are two possible approaches to open an indoor breaker box. The first is the lights-off method. Killing the main breaker switch, you can freely work in your service panel without the fear of getting electrocuted or accidentally moving some circuit breakers. Make sure every CB is still intact to its bus bar at the end of your work, and you'll b...
See more on galvinpower Engineer Fix

Contact Us

For more information, pricing, or custom network solutions, please contact us:

Website: <https://www.hashherbcafe.co.za>

Email: hello@hashherbcafe.co.za

Phone: +27 63 814 7295

Address: 15 Galaxy Road, Linbro Business Park, Johannesburg, 2065, South Africa

This document is for informational purposes only. Specifications subject to change without notice.

