

How to install a home splitter




Overview

Whether you're a beginner, a technician, or a DIY enthusiast, this video walks you through the full installation process — from indoor unit placement to copper pipe connection, vacuuming, and final testing. **Safety Tip:** Ductless mini split systems require handling refrigerant lines and making high-voltage electrical connections. This type of A/C is ductless, so all you have to do is install the cooling unit. Learn how to install a split air conditioner step-by-step in this complete and easy-to-follow guide. They utilize a dedicated indoor air-handling unit connected directly to an outdoor compressor/condenser unit. In this video, Plumbing and heating expert Richard Trethewey explains the process of installing a mini split heat pump in your home to save money and. Mini splits — also called ductless air conditioners — have grown from a specialty option into one of the most practical solutions for many homeowners: especially those with older homes lacking ductwork, room additions, garages, workshops, or areas where extending a central duct system would be.

How to install a home splitter




Step by Step DIY Installation: You will also learn how to install without professional help from an HVAC technician, and what tools and materials you will need to use to complete the job ...



Installing a mini-split AC unit can enhance comfort and efficiency in your home. This step-by-step guide will walk you through the entire process, from selecting the right model to proper ...



Learn how to install a split air conditioner step-by-step in this complete and easy-to-follow guide.



Installing a mini split allows you to create a comfortable ambience around your room. You can adjust the heating or cooling as desired. Follow along as we discuss how you can install a mini ...




Whether you're upgrading an existing system or installing a new one, understanding the ins and outs of split unit air conditioner installation is key to maximizing its benefits by placing pipes ...



In this video, Plumbing and heating expert Richard Trethewey explains the process of installing a mini split heat pump in your home to save money and energy.



A split system air conditioner is a great option for keeping your home cool and comfortable in the summer months. These units are also quieter, easier to install, and more energy ...



Up to 6% cash back. Installing a mini split allows you to create a comfortable ambience around your room. You can adjust the heating or cooling ...



Use this guide to learn how to install a ductless mini split system in your home or business. Before you start the installation process, choose a mini split system that works for your space.



Learn how to install a mini split air conditioner step-by-step. Explore site selection, mounting, line-sets, wiring, condensate drainage, electrical work, and real DIY considerations so ...



Comprehensive guide to installing your mini-split AC. Learn unit placement, flaring lines, pulling a deep vacuum, and final commissioning.



Learn how to install a split air conditioner step-by-step in this complete and easy-to-follow guide.

Contact Us

For more information, pricing, or custom network solutions, please contact us:

Website: <https://www.hashherbcafe.co.za>

Email: hello@hashherbcafe.co.za

Phone: +27 63 814 7295

Address: 15 Galaxy Road, Linbro Business Park, Johannesburg, 2065, South Africa

This document is for informational purposes only. Specifications subject to change without notice.

