

How to force gigabit speed on a Huawei switch s 10G optical module



Overview


The assign port-type 25ge command sets the maximum rate of 10GE SFP+ Ethernet optical ports to 25 Gbit/s. These licenses must first be purchased and activated on port groups. These port groups are fixed on each model and cannot be changed. How the distribution is on the respective model can be viewed. How to Configure Optical Ports on Huawei S5720-32P-EI-AC Switch?

Problem: All optical ports cannot be connected, and the indicator lights are not on. If the network cable rate needs to be considered during interface rate negotiation, you can run the set ethernet speed down-grade command to configure the rate decrease. A switch must use optical or copper modules that have been certified for use on Huawei switches. Huawei is not liable for any problem caused by the use of non-certified optical or copper. The auto speed command configures the auto-negotiation rate of an Ethernet electrical interface.

How to force gigabit speed on a Huawei switch s 10G optical module




Before installing a GE copper module on a 25GE optical interface, you need to run the port mode ge command to configure the interface to work at the rate of 1 Gbit/s.



You can configure the MultiGE interface on the Huawei switch to work in slave mode (the interface on the Cisco AP works in master mode). The two interfaces then can negotiate to work in the highest ...



This article summarizes several solutions for using optical modules with switches and common problems encountered during usage, along with specific solutions.



Yes, you can use a 10G SFP+ transceiver in a 1G port, but several factors must be considered. Ensure that your switch, network interface card, or router supports using a 10G SFP+ ...



When no optical module is installed into an XGE interface, you can run the device transceiver 1000BASE-X and undo negotiation auto commands in sequence on the XGE interface, and then ...



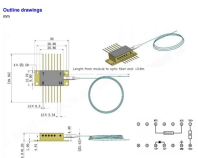
The following uses the Moduletek SFP-10G-LR module connected to a Huawei S6700 switch as an example to introduce how to read information of the connected optical module on a Huawei switch.



If an optical module is installed in a running switch, you can run the display transceiver command to view parameters of the optical module, including the center wavelength, transmission distance, fiber types ...



Non-auto-negotiation mode: You can run the undo negotiation auto command to configure an Ethernet interface to work in non-auto-negotiation mode, and run the speed command to manually set the ...



If the transmit power remains low, replace the optical module or install it in another optical port to check whether it is faulty. If the optical module is faulty, send it to Huawei for repair or ...



Certain Huawei models require licenses to increase the interface speed, e.g. from 1 Gbps to 10 Gbps. These licenses must first be purchased and activated on port groups.

Contact Us

For more information, pricing, or custom network solutions, please contact us:

Website: <https://www.hashherbcafe.co.za>

Email: hello@hashherbcafe.co.za

Phone: +27 63 814 7295

Address: 15 Galaxy Road, Linbro Business Park, Johannesburg, 2065, South Africa

This document is for informational purposes only. Specifications subject to change without notice.

