


How to configure a KVM switch to achieve dual-screen display



How to configure a KVM switch to achieve dual-screen display



This article and video walk you through everything you need to set up a dual monitor KVM switch the right way—without guesswork or frustration. Each computer needs two video outputs ...



When two devices are connected to the monitor, the KVM switch lets you control them both using just one keyboard and mouse. Multitask efficiently and save desk space.



To start setting up your KVM switch dual monitor, ensure you have all the necessary devices, cables, and your monitors ready. Begin by connecting your dual monitors to the output ports of your KVM ...



Can I use a KVM switch with dual monitors? Find out how to set up a KVM switch with dual monitors and fix common issues. Click more for the complete guide!



KVM's have quickly become a work-from-home essential to swap a single keyboard, mouse, and monitor between work and home computers. We used our Apple 13" MacBook Pro & ...




In this guide, we'll walk you through everything you need to know before buying a KVM switch multiple monitors, including key considerations, top product recommendations, and a step-by ...



To make the most of your workspace, you can connect two monitors to both a work laptop (MacBook) and a desktop computer (for gaming and ...




This comprehensive guide will delve into KVM switch dual monitor compatibility, exploring the best devices, necessary cables, and configuration tips to maximize your setup.



KVM is short for “Keyboard, Video, Mouse”. Originally, you would attach one keyboard, one mouse, and one monitor, to the KVM. And then you'd attach multiple computers, depending on ...



In this guide, we'll walk through how to set up a multi-monitor workstation using KVM switches, explain why it's beneficial, and highlight the key considerations for choosing the right ...



To make the most of your workspace, you can connect two monitors to both a work laptop (MacBook) and a desktop computer (for gaming and personal use) using a KVM switch. This allows ...



KVM is short for “Keyboard, Video, Mouse”. Originally, you would attach one keyboard, one mouse, and one monitor, to the KVM. And then you'd ...

Contact Us

For more information, pricing, or custom network solutions, please contact us:

Website: <https://www.hashherbcafe.co.za>

Email: hello@hashherbcafe.co.za

Phone: +27 63 814 7295

Address: 15 Galaxy Road, Linbro Business Park, Johannesburg, 2065, South Africa

This document is for informational purposes only. Specifications subject to change without notice.

