


How to block the bridge and how to build it



Overview

I've got an easy-to-follow tutorial for creating a simple 1-block bridge. ****Basic Bridge****: Start by stacking blocks in a straight line—about 4 blocks apart from each other. more Audio tracks for some languages were automatically generated. city buildcity build hackminecraft build. A Minecraft bridge helps you cross water, ravines, and dangerous terrain safely while adding style to your base. You can. From beginners looking for minecraft bridges they can build quickly to advanced players planning massive decorative structures, this guide teaches everything you need to craft bridges that look natural and professional. Not approved by or associated with Mojang or.


How to block the bridge and how to build it



Find designs and ideas for building a Minecraft bridge. See examples of simple wooden bridges and advanced suspension bridges.



****Stage Three****: Finally, maintain your aim toward the ground, place the block ahead, and jump again for a smooth build. By following these steps, you'll master the art of bridge-building in no time!



From beginners looking for minecraft bridges they can build quickly to advanced players planning massive decorative structures, this guide teaches everything you need to craft bridges that look ...



Get ideas on the different types of bridges you can build in Minecraft, and start crossing those gaps like a pro!



In this tutorial i show you how to make a suspension bridge in minecraft. city build city build hack...more




Making a drawbridge in Minecraft is a fun and decorative way to keep mobs and visitors out of your house/mansion/palace/tower of doom. Luckily, there is an easy design to make a drawbridge any length you want. This wikiHow article teaches you how to make a simple drawbridge in Minecraft.



Browse Minecraft schematics, study Minecraft builds, and follow Minecraft build guides from the community. Find starter bases, redstone contraptions, mega builds, and export-ready files you can ...



Learn how to build a Minecraft bridge with clear steps, materials, templates, and themed designs for any terrain or survival world.



Curious what bridge designs work best in Minecraft and how to build them? Read on to find out easy layouts, materials guides and inspiration for your next build.



Proposed by Julia Roig of the Horizons Project, this strategy combines the “ Block and Build ” framework adopted by many anti-Trump groups and the “ Bridging and Belonging ” approach ...



When players move one block in the Nether, they travel eight blocks in the overworld, hence they usually build bridges to traverse the hellish lava-filled realm.



Making a drawbridge in Minecraft is a fun and decorative way to keep mobs and visitors out of your house/mansion/palace/tower of doom. Luckily, there is an easy design to make a ...



The easiest way to get instant structures into your Minecraft world Download the mod/plugin and start building your dream Minecraft world with 15,000+ instant structures

Contact Us

For more information, pricing, or custom network solutions, please contact us:

Website: <https://www.hashherbcafe.co.za>

Email: hello@hashherbcafe.co.za

Phone: +27 63 814 7295

Address: 15 Galaxy Road, Linbro Business Park, Johannesburg, 2065, South Africa

This document is for informational purposes only. Specifications subject to change without notice.

