

High-voltage busbar discharge gap



Overview

The general guideline in common use is to allow 7,500 to 10,000 volts, dc per inch in air. However, there are techniques to reduce the spacing for. Higher pollution degrees require larger creepage distances. Even when clearance is sufficient, inadequate creepage can cause tracking or surface discharge. By entering your system voltage and considering altitude correction factors, you can quickly find the proper. The design of safe distances between high-voltage busbars is critical to ensuring equipment performance and operational safety. This article presents an analysis and solution of a local discharge fault in a CIS busbar, and introduces an improved fastening scheme for.

High-voltage busbar discharge gap



With large current transformers, especially those with a low secondary current rating, the voltage may be very high, above a suitable insulation voltage. The voltage can be fixed without detriment to the ...




The IEC standard for busbar clearance plays a critical role in the design and safety of electrical panels and power distribution systems. It defines ...



This tool is designed to help you determine the minimum safe clearance distance required between live electrical parts and grounded surfaces or other conductors in high-voltage ...



That would allow you to move the bus bar on the outer terminal further out, increasing the spacing considerably. You will also need a pre-charge resistor for the dc bus.



The IEC standard for busbar clearance plays a critical role in the design and safety of electrical panels and power distribution systems. It defines the minimum distances between live parts ...




Substantial spacing is required for high voltage assemblies and test setups. However, the spacing can be reduced by addressing the geometry and insulation method.



Designing safe distances between high-voltage busbars is essential for equipment performance and safety. It requires evaluating voltage levels, environmental factors, and manufacturing processes, ...




Discover the root causes and effective solutions for local discharge faults in 220 kV GIS busbars. Learn about bolt loosening issues and a proven improved fastening scheme to enhance operational safety ...



Three different types of joints fabricated by conventional bolting, friction stir spot welding and injection lap riveting are selected and two different experimental setups are used to allow the ...



AMPHENOL AUXEL designs laminated busbars able to withstand high level partial discharges (used in high voltage systems)



The discharge characteristics of bushing external insulation are affected by the core. In this paper, the external insulation gap discharge tests of 550 kV composite bushing are carried out ...

Contact Us

For more information, pricing, or custom network solutions, please contact us:

Website: <https://www.hashherbcafe.co.za>

Email: hello@hashherbcafe.co.za

Phone: +27 63 814 7295

Address: 15 Galaxy Road, Linbro Business Park, Johannesburg, 2065, South Africa

This document is for informational purposes only. Specifications subject to change without notice.

