


Edge Current Prevention for Low-Voltage Busbars



Overview

Low voltage busbar insulators primarily prevent unintended current flow between conductive busbars and grounded structures, mitigating risks of short circuits and electrical fires. IEC 61439 is a standard developed by the International Electrotechnical Commission (IEC) that covers design verification for low-voltage electrical products and assemblies. The IEC 61439. Common methods of protecting busbars include overcurrent-based interlocking schemes, overcurrent-based differential protection, high-impedance differential protection, and percentage differential protection. Busbar design is still resistance/heat engineering: thickness, width, material, and mounting affect performance. Plan for continuous current + surge; hotspots often occur at studs and. Literature review has shown that small distribution substations used for medium voltage make use of overcurrent relays to provide busbar protection and large substations make use of differential protection schemes. IV EXECUTIVE. voltages of 230/400 Volt at 50 Hz, AC. Reference must be made to the schematic/line diagrams, as well as ntries and bottom and top exit cable. The rovided for lifting heavy assemblies. The panel shall e suitably.

Edge Current Prevention for Low-Voltage Busbars



With low-impedance relays, the setting can eliminate differential current under normal load condition, so a current threshold can be set sensitively to detect an opened or shorted CT.



Explore the design, materials, and applications of low voltage busbar insulators in modern electrical systems. Learn about their performance, challenges, and future innovations.



The table, in addition to giving specifications regarding the maximum thickness of the busbar, the maximum current and the maximum nominal voltage, distinguishes between busbars ...



Explore the design, materials, and applications of low voltage busbar insulators in modern electrical systems. Learn about their performance, ...



Busbars must carry the required current without overheating. Real working conditions—such as high temperature or ...




If the low voltage wiring is faulty the check system must prevent the operation caused by the current passing to earth via the switchgear frame. The operation is provided by energizing the ...



Design busbars for equal current sharing, low voltage drop, and scalability. Includes sizing, material selection, and thermal considerations.




Explore our range of low-voltage busbar insulators made from high-grade DMC/BMC. Multiple sizes, threads and creepage distances are available to simplify panel layout and ensure safe clearances.



These types of protection are typically applied on distribution busbars, where fault current magnitudes are lower and speed is generally less critical than with transmission busbars.



Connecting a complex network including Power IGBTs, Diodes, Resistors, and Film Capacitors, this multilayer epoxy edge-filled bus bar provides a compact low inductance solution.



The IEC 61439 standard applies to busbars, especially when they are part of low-voltage switchgear and control gear assemblies, e.g., power distribution systems.



Busbars shall be mounted in the top section of the assembly and shall be rigidly supported by means of approved insulated busbar clamps (at intervals not exceeding 500mm) to prevent damage resulting ...

Contact Us

For more information, pricing, or custom network solutions, please contact us:

Website: <https://www.hashherbcafe.co.za>

Email: hello@hashherbcafe.co.za

Phone: +27 63 814 7295

Address: 15 Galaxy Road, Linbro Business Park, Johannesburg, 2065, South Africa

This document is for informational purposes only. Specifications subject to change without notice.

