


Connection diagram between amplifier box and optical engine box



Connection diagram between amplifier box and optical engine box



Discover how to connect your car stereo with our expertly crafted car stereo connection diagram. Learn which wires to connect and where to create a ...



Get detailed amp wiring diagrams and learn how to properly wire your car audio system. Find step-by-step instructions and diagrams to help you install and configure your amplifier for optimal performance.



Please click on the tiles below to locate the diagram, schematic or manual you want. Most diagrams and manuals are in Adobe PDF format and are completely free to download.



Get detailed amp wiring diagrams and learn how to properly wire your car audio system. Find step-by-step instructions and diagrams to help you install and ...



FREE audio schematics and service manual download on old and new Hi-Fi, Home, PRO & Vintage audio gear.



The HiFi Engine library has images, specifications and reviews for thousands of audio components, along with owners manuals, service manuals, schematics and product catalogues.




Learn how to properly install a car amplifier with our detailed wiring diagram. Get step-by-step instructions and tips for optimal sound performance.




Discover how to connect your car stereo with our expertly crafted car stereo connection diagram. Learn which wires to connect and where to create a seamless audio experience in your vehicle.



B Bang-olufsen Barthe BASF BBK Benytone Beyerdynamic BGW Bic Blaupunkt Bogen Bose Boss Boston-acoustics Boulder Bowers-wilkins Bozak Braun Brenell Brionvega Bryston Bsr



The following diagram shows a sample of wiring. If an isolated gate signal is not required, add a jumper from pin 12 to 25 in order to ground the gate return signal, as shown by the dotted line.



Pictures and Diagrams for wiring all your Audio / Video devices. Use one of our pre-made diagrams or have us build one for you.



1.0 Manual Overview This manual contains information and diagrams related to wiring most Holley EFI products including ECU's, ignition systems, nitrous systems, water/methanol injection systems, ...

Contact Us

For more information, pricing, or custom network solutions, please contact us:

Website: <https://www.hashherbcafe.co.za>

Email: hello@hashherbcafe.co.za

Phone: +27 63 814 7295

Address: 15 Galaxy Road, Linbro Business Park, Johannesburg, 2065, South Africa

This document is for informational purposes only. Specifications subject to change without notice.

