


## Configuring Load Balancing on Core Switches




### Overview

This article discusses EtherChannel load balancing, how it is configured and how to verify the EtherChannel load balancing configuration. There are no specific requirements for this document. This document is not restricted to specific software and hardware versions. In general, link aggregation looks to combine (aggregate) multiple network connections in parallel to increase throughput and provide redundancy. So. Here we look at how to improve network performance using EtherChannel technology and the Link Aggregation Control Protocol (LACP). For your information and according to Wikipedia: [https://en.wikipedia.org/wiki/Link\\_aggregation](https://en.wikipedia.org/wiki/Link_aggregation). Up to 8 active ports can be used.

## Configuring Load Balancing on Core Switches



This lesson explains how to configure Etherchannel (Link Aggregation) using PAgP and LACP on Cisco IOS Switches.



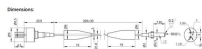
Configuring EtherChannel load balancing methods on Cisco switches helps distribute traffic evenly across bundled links. There are several load balancing methods available.



This article discusses EtherChannel load balancing, how it is configured and how to verify the EtherChannel load balancing configuration.



You can use a FortiSwitch unit to configure multi-stage load balancing on a set of FortiGate units. This capability allows you to scale security processing while maintaining a simple basic architecture.



These are sample configuration commands for Cisco switches.



This document describes how to use the EtherChannel for load balance and redundancy on Cisco Catalyst switches.



This lesson shows how to configure Layer 2 and Layer 3 EtherChannels, first by allowing dynamic protocols configured on a switch to create the channels, and then through manual (static) ...



Master LACP setup on Cisco switches, Windows Server, and GNU/Linux. Boost your network speed and redundancy with our step-by-step configuration guide and best practices.



You may want to set up and configure a bonded link between your Meraki MS series switch and a Cisco switch. This is often referred to as link aggregation, link bonding or EtherChannel.



Configure Cisco EtherChannel with LACP, PAgP, and Layer 3 bundles in a hosted EVE-NG lab. Mode-mismatch tests, hash-based load balancing, sub-second failover.



These are sample configuration commands for Cisco switches.



This document describes how to use the EtherChannel for load balance and redundancy on Cisco Catalyst switches.

## Contact Us

For more information, pricing, or custom network solutions, please contact us:

Website: <https://www.hashherbcafe.co.za>

Email: [hello@hashherbcafe.co.za](mailto:hello@hashherbcafe.co.za)

Phone: +27 63 814 7295

Address: 15 Galaxy Road, Linbro Business Park, Johannesburg, 2065, South Africa

This document is for informational purposes only. Specifications subject to change without notice.

