


Cable tray support distance 1 8 meters



Overview

Where cable trays support individual conductors and where the conductors pass from one cable tray to another, or from a cable tray to raceway (s) or from a cable tray to equipment where the conductors are terminated, the distance between the cable trays or between the cable tray and the. Where cable trays support individual conductors and where the conductors pass from one cable tray to another, or from a cable tray to raceway (s) or from a cable tray to equipment where the conductors are terminated, the distance between the cable trays or between the cable tray and the. Although BS 7671 touches on the subject of cable supports, it does not detail specifically what these support distances should be. 8 (Other Mechanical Stresses (AJ)) in that document provides requirements for cable support. Clause 522-08-04 Where conductors or cables are not supported. Cables and conductors shall be secured to and supported by the cable tray system in accordance with (1), (2) and (3) as applicable: (1) In other than horizontal runs, the cables shall be fastened securely to transverse members of the cable runs. (2) Supports shall be provided to prevent stress on. The B-Line series Cable Tray Manual was produced by our technical staff. The following pages address the 2014

National Electrical Code® requirements for cable tray systems as well as design. Center Supported Cable Tray (B-Line Cent-R-Rail System) The standard lengths for cable trays are 10, 12, 20 and 24 feet (consult B-Line for the availability of nonstandard cable tray lengths). Section 26 05 26 - Grounding and Bonding for Electrical Systems. List. Cable trays can be used as a support system for various wiring methods, including service conductors, feeders, branch circuits, communications circuits, control circuits, and signaling circuits (392).

Cable tray support distance 1 8 meters



Cables and conductors must be secured to the cable tray at intervals according to installation instructions. For non-horizontal runs, cables should be fastened securely to transverse ...



The conductors shall be secured to the cable tray (s) at the transition, and they shall be protected, by guarding or by location, from physical damage.




From this figure the length between support positions can be calculated for the defined deflection (sag) percentage. The length between support positions will change depending on the cable design, size, ...



In-depth guide to cable trays, focusing on NEC Article 392. Covers types, selection, installation, and safety standards for electrical systems.



NEMA ISO Galvanized Steel Heavy Duty Perforated Cable Tray OEM Supply for Factory Electrical Installation



Individual rungs will support without collapse a 200 lb. (90.7 kg) concentrated load applied at the mid-span of the rung, over and above the NEMA rated cable load with a 1.5 safety factor for highlighted ...




Cable tray may be installed as a support for Type MI cable in any location except where the cable is installed in a hoistway. Section 332-30 states that MI cable shall be securely supported at intervals ...



Cable tray may be installed as a support for Type MI cable in any location except where the cable is installed in a hoistway. Section 332-30 states that MI cable shall be securely supported at intervals ...



The minimum distance from the trench floor to the lower cable tray must not be less than 200 mm and cable tray must not be located deeper than 400 mm from the trench ceiling, as shown in Fig. 5.7.2.



Install cable trays as indicated: Installation shall be in accordance with equipment manufacturer's instructions, and with recognized industry practices to ensure that cable tray equipment comply with ...

Contact Us

For more information, pricing, or custom network solutions, please contact us:

Website: <https://www.hashherbcafe.co.za>

Email: hello@hashherbcafe.co.za

Phone: +27 63 814 7295

Address: 15 Galaxy Road, Linbro Business Park, Johannesburg, 2065, South Africa

This document is for informational purposes only. Specifications subject to change without notice.

