


Busbar Differential Protection Commissioning Wiring



Overview

With the advent and implementation of the IEC 61850 standard, modern protection systems based on this standard offer significant advantages, such as lower expenses with installation, wiring, commissioning and maintenance; adaptable bus configuration; use of different CT ratios;. With the advent and implementation of the IEC 61850 standard, modern protection systems based on this standard offer significant advantages, such as lower expenses with installation, wiring, commissioning and maintenance; adaptable bus configuration; use of different CT ratios;. DEFINITIONS. IV EXECUTIVE. The IEC 61850-9-2 standard for process bus communication and the IEC 61850-9-2 Light Edition (LE) guidelines provide a standardized and interoperable IEC 61850-based distributed busbar protection system and digital secondary system (DSS). This paper introduces several of the necessary test. Exposure to high fault currents imposes stringent performance requirements on both bus protection relays and current transformers. Commissioning and Testing Complex Busbar Protection Schemes – Experience at Pacific Gas & Electric – Lubomir Sevov, Bogdan Kasztenny and Ed Taylor Saturation of current. Busbar Differential Protection Definition: Busbar differential protection is a scheme

that quickly isolates faults by comparing currents entering and leaving the busbar using Kirchoff's current law. Members share and learn making Eng-Tips Forums the best source of engineering information on the Internet!
Congratulations TugboatEng on being selected by the Eng-Tips community for having the most helpful posts in the.

Busbar Differential Protection Commissioning Wiring



The objective of this review is to present an overview of the works found in the literature on substation busbar differential protection, considering classical methods and those based on the ...



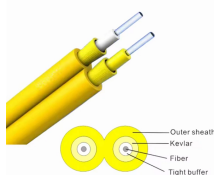
For mesh busbar scheme, the protection shown consists of a fully selective scheme with a busbar differential protection at each corner. A fault at any corner trips the two breakers associated with that ...



I have done commissioning tests before with primary injection over a 33kV Circuit breaker. The CTs were integrated into the Breaker. If you have a ring set up and isolators between ...



Such systems monitor all currents and positions of breakers and ...



o necessitate a more complex bus protection scheme. As bus protection complexity increases, more sophisticated relaying is required and additional station information (such as disconnect stat s) must ...



ntial protection and protection applications using SSC600. Participants will explore the key features and operations of busbar differential protection in SSC600 and Reli n devices, as well as setting and ...




Busbar Differential Protection Definition: Busbar differential protection is a scheme that quickly isolates faults by comparing currents entering and leaving the busbar using Kirchoff's current ...



Such systems monitor all currents and positions of breakers and isolators, and dynamically adjust their zones of protection for optimum selectivity while the bus is being switched.



Protection of re-configurable busbars becomes easy as the dynamic bus replica (bus image) can be accomplished without switching physically secondary current circuits



High-impedance differential protection or percentage differential protection may be the correct choice depending on the bus configuration and specifics of application. Both methods address loss of ...



This paper introduces several of the necessary test processes and performance metrics sufficient for a DSS installation and the specific commissioning results for a DSS serving a large, distributed busbar ...

Contact Us

For more information, pricing, or custom network solutions, please contact us:

Website: <https://www.hashherbcafe.co.za>

Email: hello@hashherbcafe.co.za

Phone: +27 63 814 7295

Address: 15 Galaxy Road, Linbro Business Park, Johannesburg, 2065, South Africa

This document is for informational purposes only. Specifications subject to change without notice.

