


200 cable tray spacing



Overview


Typical support spacing for steel cable trays ranges from 1.5 meters to 6 meters depending on tray size, material gauge, and load conditions. When completely installed, without damage either to conductors or structural system use maintain spacing or to keep cables in place when the tray is erect the minimum bend radius for cables as they exit the bottom of the cable tray. A rung spacing of 6 to 9 inches (150 to 230 mm) is preferable when. Hubbell's NEXTFRAME® Ladder Tray is the effective and widely used cable runway that supports and delivers bundles of cable between cabinets, racks, and closets, along walls, and suspended from ceilings. Proper installation can significantly reduce. us-trations without notice.



200 cable tray spacing



Cable tray size calculation is important for ensuring safe cable installation, proper heat dissipation, and enough spare capacity for future expansion. In this guide, you will learn how to ...



Explore standard sizes by tray type, understand width and depth limits, and see how to calculate and choose compliant cable tray sizes for real projects.




Explore standard sizes by tray type, understand width and depth limits, and see how to calculate and choose compliant cable tray sizes for real projects.



When fitting cable trays and their accessories, the products are cut on site to create changes of direction, adjust sections, etc. Damage can also occur during handling; as a result, both the ...




Typical support spacing for steel cable trays ranges from 1.5 meters to 6 meters depending on tray size, material gauge, and load conditions. Aluminum trays, having different material ...



Install expansion connectors where cable trays cross building expansion joints and in cable tray runs that exceed recommended dimensions. Space connectors and set gaps in accordance with ...



Hubbell's NEXTFRAME® Ladder Tray is the effective and widely used cable runway that supports and delivers bundles of cable between cabinets, racks, and closets, along walls, and suspended from ...



Discover the essential cable tray spacing requirements for safe and efficient installation. Learn key standards, horizontal and vertical spacing, and more.



As per the NEC, the maximum allowable rung spacing is 9 inches (230 mm) when cable tray carries single-conductor cables of 1/0 to 4/0 AWG (American Wire Gauge) (Appendix I).



Our wind certification report provides you with list of acceptable B-Line series cable tray supports, fittings and covers based off of the environmental conditions, cable loading, and type of cable tray in your ...



Explore the essential cable tray support spacing requirements for safe and efficient installations. Learn NEC guidelines for perforated, ladder, and wire mesh trays.

Contact Us

For more information, pricing, or custom network solutions, please contact us:

Website: <https://www.hashherbcafe.co.za>

Email: hello@hashherbcafe.co.za

Phone: +27 63 814 7295

Address: 15 Galaxy Road, Linbro Business Park, Johannesburg, 2065, South Africa

This document is for informational purposes only. Specifications subject to change without notice.

